



AMIS-4168x Behavior in Un-Powered Condition

ON Semiconductor®

<http://onsemi.com>

APPLICATION NOTE

Introduction

This document describes the behavior of the AMIS-4168x low speed fault tolerant CAN transceiver in un-powered condition.

Application Area

Today, in automotive applications, we can divide the ECU's in two groups, the "Clamp 15" and "Clamp 30" ECU's.

"Clamp 15" ECU's are only active when ignition is on. "Clamp 30" ECU's are always active, even when ignition is off.

A typical application is given in . When ignition is off, the "Clamp 15" ECU's will be un-powered. They are, however, still connected with the CAN-network. These "Clamp 15" ECU's are not allowed to load the CAN-network in this condition.

Test Results

The load on the CAN-network is given in for different boundary conditions: normal operation, loss of ground, loss of V_{bat} with a voltage range on the CAN-bus going from normal operation (0 V – 5 V), over extended range (0 V – 40 V) to EMC-range (-40 V – +40 V).

The load is expressed in leakage current. No bus termination is applied.

Table 1. TEST RESULTS

Condition	V on CANL / CANH	I_CANL	I_CANH
Normal Operation	5 V / 0 V 0 V / 5 V	10 μ A 5 μ A	5 μ A 12 μ A
Loss of GND	5 V / 0 V 0 V / 5 V 5 V / 0 V 0 V / 5 V	40 μ A 76 μ A \ll 1 μ A \ll 1 μ A	76 μ A 40 μ A \ll 1 μ A \ll 1 μ A
Loss of V_{bat}	0 V / 40 V 40 V / 0 V 0 V / 0 V 40 V / 40 V -40 V / 0 V 0 V / -40 V -40 V / -40 V	\ll 1 μ A \ll 1 μ A \ll 1 μ A \ll 1 μ A 500 μ A ¹ \ll 1 μ A 500 μ A ¹	\ll 1 μ A \ll 1 μ A \ll 1 μ A \ll 1 μ A \ll 1 μ A 500 μ A ¹ 500 μ A ¹

Test results from C&S²
Internal measurements

- Under the worst case scenario the resistor of 130 k Ω (see Figure 2) can become as low as 80 k Ω . This gives a worst case current of 40 V / 80 k Ω = 500 μ A.
- Test was performed on the AMIS-41682. There is no difference on the CAN part between AMIS-41682 and AMIS-41683.

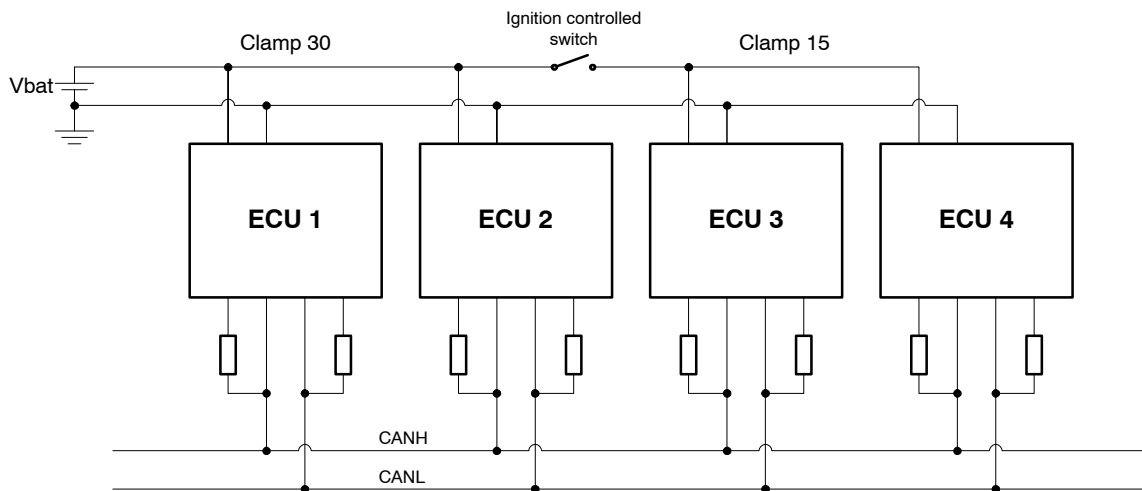


Figure 1. Typical Application

AND8367/D

The Simplified DC Equivalent Schematic is Given in Figure 2.

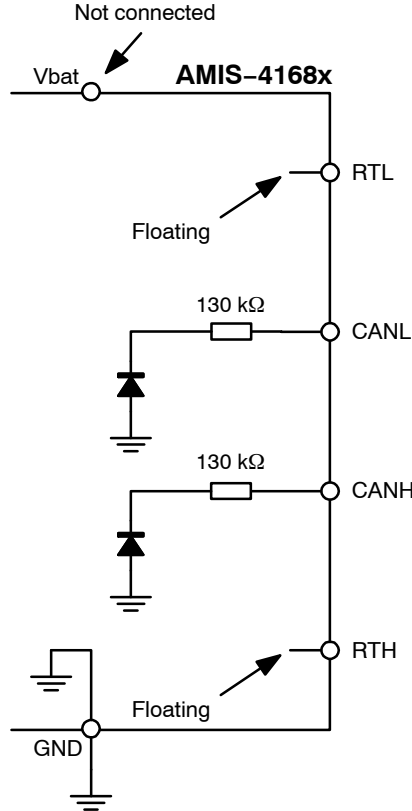



Figure 2. DC Equivalent Schematic of the AMIS-4168x in Unpowered Mode

ON Semiconductor and  are registered trademarks of Semiconductor Components Industries, LLC (SCILLC). SCILLC reserves the right to make changes without further notice to any products herein. SCILLC makes no warranty, representation or guarantee regarding the suitability of its products for any particular purpose, nor does SCILLC assume any liability arising out of the application or use of any product or circuit, and specifically disclaims any and all liability, including without limitation special, consequential or incidental damages. "Typical" parameters which may be provided in SCILLC data sheets and/or specifications can and do vary in different applications and actual performance may vary over time. All operating parameters, including "Typicals" must be validated for each customer application by customer's technical experts. SCILLC does not convey any license under its patent rights nor the rights of others. SCILLC products are not designed, intended, or authorized for use as components in systems intended for surgical implant into the body, or other applications intended to support or sustain life, or for any other application in which the failure of the SCILLC product could create a situation where personal injury or death may occur. Should Buyer purchase or use SCILLC products for any such unintended or unauthorized application, Buyer shall indemnify and hold SCILLC and its officers, employees, subsidiaries, affiliates, and distributors harmless against all claims, costs, damages, and expenses, and reasonable attorney fees arising out of, directly or indirectly, any claim of personal injury or death associated with such unintended or unauthorized use, even if such claim alleges that SCILLC was negligent regarding the design or manufacture of the part. SCILLC is an Equal Opportunity/Affirmative Action Employer. This literature is subject to all applicable copyright laws and is not for resale in any manner.

PUBLICATION ORDERING INFORMATION

LITERATURE FULFILLMENT:
Literature Distribution Center for ON Semiconductor
P.O. Box 5163, Denver, Colorado 80217 USA
Phone: 303-675-2175 or 800-344-3860 Toll Free USA/Canada
Fax: 303-675-2176 or 800-344-3867 Toll Free USA/Canada
Email: orderlit@onsemi.com

N. American Technical Support: 800-282-9855 Toll Free
USA/Canada
Europe, Middle East and Africa Technical Support:
Phone: 421 33 790 2910
Japan Customer Focus Center
Phone: 81-3-5773-3850

ON Semiconductor Website: www.onsemi.com
Order Literature: <http://www.onsemi.com/orderlit>

For additional information, please contact your local Sales Representative